

РУСАЛКА

С. МАЙКАПАР

Andante con moto

The first system of musical notation consists of two staves. The upper staff is in treble clef and the lower in bass clef. The key signature has two sharps (F# and C#), and the time signature is 4/4. The music begins with a piano (*p*) dynamic and is marked *cantabile molto espressivo*. A slur covers the first two measures, with a finger number '1' above the first note. The third measure is marked *molto calando*. The system concludes with a fermata over the final note. Below the staves, the word 'Ped.' is written under the first measure, followed by an asterisk, and then 'Ped.' under the third measure, with asterisks between them.

The second system continues the piece with a piano (*p*) dynamic. It features a series of sixteenth-note runs in the right hand, with fingerings 4, 2, 1, 6, 6, 5, 4, 5, 5, 4, 3, 4 indicated above the notes. The left hand provides a steady accompaniment. The system ends with a fermata. Pedal markings include 'Ped.' under the first measure, 'Ped. лев.' with a '4' below it under the second measure, an asterisk, 'Ped.' under the fifth measure, and an asterisk.

The third system continues the sixteenth-note runs in the right hand with fingerings 3, 4, 5, 4, 5, 4, 5, 4, 5, 4, 3, 4. The left hand accompaniment remains consistent. The system concludes with a fermata. Pedal markings include 'Ped.' under the first measure, an asterisk, and 'Ped.' with a '5' below it under the fifth measure, followed by an asterisk.

The fourth system continues the sixteenth-note runs in the right hand with fingerings 4, 4, 4, 4, 4, 4, 4, 4, 4, 4, 4, 4. The left hand accompaniment continues. The system ends with a fermata. Pedal markings include 'Ped.' under the first measure, '1 2 4' below the second measure, an asterisk, 'Ped.' under the fifth measure, an asterisk, and '1 2 5' below the eighth measure.

The fifth system continues the sixteenth-note runs in the right hand with fingerings 4, 4, 4, 4, 4, 4, 4, 4, 4, 4, 4, 4. The left hand accompaniment continues. The system ends with a fermata. Pedal markings include 'Ped.' under the first measure, '1 2 4' below the second measure, an asterisk, '1 2' below the fifth measure, '5 Ped.' below the sixth measure, and an asterisk.

First system of musical notation. The right hand plays a melodic line with notes marked with fingerings 4, 4, 4, 4, 5, 5. The left hand plays a bass line with notes marked with fingerings 1, 2, 4, 1, 2, 5. The system includes two measures with the instruction *Red.* and two asterisks (*) marking specific notes.

Second system of musical notation. The right hand continues the melodic line with notes marked with fingerings 4, 5, 4, 5. The left hand continues the bass line with notes marked with fingerings 1, 2, 4, 1, 2, 4, 5. The system includes two measures with the instruction *Red.* and two asterisks (*). The instruction *poco più f* is written in the first measure.

Third system of musical notation. The right hand continues the melodic line with notes marked with fingerings 3, 4, 4, 4. The left hand continues the bass line with notes marked with fingerings 1, 1, 2, 5. The system includes two measures with the instruction *Red.* and two asterisks (*) marking specific notes.

Fourth system of musical notation. The right hand continues the melodic line with notes marked with fingerings 4, 4, 4, 4, 4, 4. The left hand continues the bass line with notes marked with fingerings 1, 2, 3, 4, 5. The system includes two measures with the instruction *Red.* and two asterisks (*) marking specific notes.

Fifth system of musical notation. The right hand continues the melodic line with notes marked with fingerings 5, 2, 1, 3, 4, 4. The left hand continues the bass line with notes marked with fingerings 1, 2, 5, 1, 2, 4. The system includes two measures with the instruction *Red.* and two asterisks (*) marking specific notes.

First system of musical notation. Treble and bass staves are connected by a brace on the left. The music features a series of eighth-note chords in the right hand and a bass line in the left hand. Fingerings 4, 5, 2, 5, 4, 5 are indicated above the right-hand notes. The word "Red." appears below the first and fourth measures. Asterisks are placed below the second and sixth measures.

Second system of musical notation. Similar to the first system, it features eighth-note chords and a bass line. The dynamic marking "pp" is present in the first measure. Fingerings 5, 4, 5, 4, 5, 4 are indicated above the right-hand notes. The word "Red." appears below the first, fourth, and sixth measures. Asterisks are placed below the second and fifth measures.

Third system of musical notation. Continues the eighth-note chord pattern. Fingerings 4, 5, 4, 5, 4, 5 are indicated above the right-hand notes. The word "Red." appears below the first, fourth, and sixth measures. Asterisks are placed below the second and fifth measures.

Fourth system of musical notation. The right-hand part includes a triplet of eighth notes in the second measure. Fingerings 4, 3, 4, 5, 4, 2, 1 are indicated above the right-hand notes. The word "Red." appears below the first, fourth, and sixth measures. Asterisks are placed below the second and fifth measures.

Fifth system of musical notation. The right-hand part features a triplet of eighth notes in the second measure and a single eighth note in the third measure. The dynamic marking "mf" is present in the fourth measure. Fingerings 3, 5 are indicated above the right-hand notes. The word "Red." appears below the first, fourth, and sixth measures. Asterisks are placed below the second and fifth measures.


molto rall. a tempo




First system of musical notation. Treble and bass staves are connected by a brace on the left. The music features a series of chords and melodic lines. Fingerings are indicated by numbers 1-5. Pedal markings are present: * Ped. * Ped. * Ped. лев. педаль *. The number 4 is written below the second measure.




Second system of musical notation. Similar to the first system, it contains chords and melodic lines. Pedal markings include * Ped. 3 * 4 1 2 3 Ped. 1 4 *. The number 4 is written below the second measure.



Third system of musical notation. The music continues with chords and melodic lines. Pedal markings include 3 Ped. 5 * Ped. *. The dynamic marking *p* is placed above the second measure.



Fourth system of musical notation. The music continues with chords and melodic lines. Pedal markings include Ped. * Ped. *. The dynamic marking *pp* is placed above the second measure.



Fifth system of musical notation. The music continues with chords and melodic lines. Pedal markings include Ped. 4 3 * 3 Ped. *. The dynamic marking *cresc. poco a poco* is placed above the second measure. The instruction *снять лев. педаль* (remove left pedal) is written at the bottom.

First system of musical notation. The right hand features a melodic line with slurs and fingerings (5, 3, 4, 3). The left hand plays a rhythmic accompaniment with slurs and fingerings (4, 5). The system concludes with a fermata and an asterisk.

Second system of musical notation. The right hand continues the melodic line with slurs and fingerings (4, 3, 4, 3, 4, 3, 4, 3). The left hand accompaniment includes the instruction *più cresc.* and *Red.*. The system ends with a fermata and an asterisk.

Third system of musical notation. The right hand has slurs and fingerings (5, 3, 4, 3). The left hand accompaniment includes the instruction *Red.* and fingerings (1, 2, 5). The system ends with a fermata and an asterisk.

Fourth system of musical notation. The right hand features slurs and fingerings (3, 4, 3, 4, 3). The left hand accompaniment includes the instruction *pp sub.* and *Red.*. The system ends with a fermata and an asterisk.

Fifth system of musical notation. The right hand has slurs and fingerings (5, 3, 3, 4, 3). The left hand accompaniment includes the instruction *Red.*. The system ends with a fermata and an asterisk.

poco stringendo

Red. * Red. * *cresc.*

Red. * Red. * poco rit.

Tempo I

Red. * Red. *f* *pp* dolce

* Red. * Red. * *pp*

Red. * Red. * Red. * Red. * Red. * Red. *